



Ø(mm) VERSION



NOTES

MAZDA

1 2 3 4 5 6 7 8 9 10 11 12 13 14 15

121 I (DA) Hatchback

1.1, 1.3	10.1987>>11.1990	19		D11160C <small>NEW</small>										
1.3	11.1987>>10.1990	19		D1419										
1.1, 1.3, 1.5	10.1987>>10.1990	48	SUM	D4368	D42032C <small>NEW</small>	D025438 <small>NEW</small>								
1.1, 1.3	10.1987>>10.1990	48	ATE	D4040										
1.5	11.1987>>03.1989	60	ATE	D4394	D41661C	D025188								
1.1, 1.3	10.1987>>10.1990		SUM	D7148C										
1.1, 1.3, 1.5	10.1987>>10.1990	15,9		D3301										
1.1, 1.3, 1.5	10.1987>>10.1990	16		D3871 <small>NEW</small>										

121 II (DB) Saloon

1.3 16V	11.1990>>03.1996	48	SUM	D4368	D42032C <small>NEW</small>	D025438 <small>NEW</small>								
1.3	11.1990>>03.1996	48	ATE	D4040										
1.1	11.1990>>10.1993	51	LUCAS	D4309										
1.1, 1.3	11.1990>>10.1993	51	SUM	D4431	D42429C <small>NEW</small>	D025587 <small>NEW</small>								
1.1, 1.3	11.1990>>03.1996		SUM	D42476A <small>NEW</small>										
1.3	11.1990>>03.1996	17,5	LUCAS	D3416										

121 III (JASM, JBSM) Hatchback

1.3, 1.8	03.1996>>04.2003	22,2	LUCAS	D1274										
1.3, 1.8	03.1996>>04.2003	48	ATE	D4040	D41114C	D02581								
1.3, 1.8	03.1996>>04.2003	54	ATE	D4025	D41079C	D02563								
1.3, 1.8	03.1996>>04.2003	54	ATE	D4365									WITH ABS / HARDBOOT	
1.3, 1.8	03.1996>>04.2003	54	ATE			D025487 <small>NEW</small>								
1.3, 1.8	03.1996>>04.2003		ATE/BOSCH	D7003										
1.3, 1.8	03.1996>>04.2003		ATE	D42405A <small>NEW</small>										
1.3, 1.8	03.1996>>04.2003		LOCK/LUCAS/	D3888A <small>NEW</small>									FROM 02.2000	
1.3, 1.8	03.1996>>04.2003	22,2	BENDIX	D3292										

1300 Saloon

1.3	01.1975>>01.1977	48	BENDIX/BOSCH	D4008										
-----	------------------	----	--------------	-------	--	--	--	--	--	--	--	--	--	--

2 (DE) Hatchback

1.3, 1.4, 1.5, 1.6	10.2007>>	54	LUCAS	D42010	D42011C <small>NEW</small>	D025424 <small>NEW</small>								
1.3, 1.4, 1.5, 1.6	10.2007>>		MAZDA	D7110C <small>NEW</small>										
1.3, 1.4, 1.5, 1.6	10.2007>>		AKE	D42677A <small>NEW</small>										

2 (DY) Hatchback

1.2, 1.4, 1.6	02.2003>>	22,2	TRW	D1258									WITHOUT ABS	
1.2, 1.4, 1.6	02.2003>>	51		D4309										
1.2, 1.3, 1.4, 1.5, 1.6	02.2003>>	54	LUCAS	D4365	D42100C <small>NEW</small>	D025487 <small>NEW</small>								
1.3, 1.4, 1.6	02.2003>>		ATE	D7003										
1.3, 1.4, 1.6	04.2003>>		ATE/BOSCH	D42341A <small>NEW</small>									200X37 DRUM	
1.3, 1.4, 1.6	04.2003>>		ATE	D3938A <small>NEW</small>									WITHOUT ABS	
1.2, 1.4, 1.6	02.2003>>	15,9	LOCK	D3301									WITHOUT ABS	
1.2, 1.4, 1.6	02.2003>>	16		D3871 <small>NEW</small>										

3 (BK) Hatchback

1.4, 1.6, 2.0, 2.3	10.2003>>06.2009	25,4		D1794										
--------------------	------------------	------	--	-------	--	--	--	--	--	--	--	--	--	--

- Front Caliper
- Front Caliper Guides
- Front Caliper BAK
- Front Drum BAK
- Front Wheel Cylinder
- Master Cylinder
- Rear Caliper
- Rear Caliper Guides
- Rear Caliper BAK
- Rear Drum BAK
- Rear Wheel Cylinder
- Clutch Master Cylinder
- Clutch Slave Cylinder



Ø(mm) VERSION



NOTES

MAZDA

1 2 3 4 5 6 7 8 9 10 11 12 13 14 15

3 (BK) Hatchback (CONTINUATION)

	1.4, 1.6, 2.0, 2.3 MZR	10.2003>>	57	ATE	D4592	D41151C	D025107										
	2.3 DiSi Turbo MPS	06.2006>>06.2009	57	ATE	D4592												
	2.3 MPS Turbo	12.2006>>06.2009	57	ATE	D4592	D42009C	D025423										
	1.4, 1.6, 2.0, 2.3	10.2003>>		ATE	D7003												
	1.4, 1.6, 2.0, 2.3	10.2003>>		ATE/BOSCH	D42341A <small>NEW</small>												
	1.6, 2.0, 2.3	10.2003>>	38	ATE	D42222 <small>NEW</small>	D42223C <small>NEW</small>	D025251										
	1.4, 1.6, 2.0, 2.3	10.2003>>06.2009	38	ATE	D4612	D41614C	D025251										
	1.4, 1.6, 2.0, 2.3	10.2003>>06.2009		ATE	D7003												
	1.4, 1.6, 2.0, 2.3	10.2003>>06.2009		ATE/BOSCH	D42344A <small>NEW</small>												

3 (BK) Saloon

	1.6, 2.0, 2.3	02.2004>>	57	ATE	D4592	D41151C	D025107										
	1.6, 2.0	02.2004>>		ATE	D7003												
	1.6, 2.0	02.2004>>		ATE/BOSCH	D42341A <small>NEW</small>												
	1.6, 2.0	02.2004>>	38	ATE	D42222 <small>NEW</small>	D42223C <small>NEW</small>	D025251										
	1.6, 2.0, 2.3	06.2000>>	38	ATE	D4612	D41614C	D025251										
	1.6, 2.0, 2.3	02.2004>>		ATE	D7003												
	1.6, 2.0	02.2004>>		ATE/BOSCH	D42344A <small>NEW</small>												

3 (BL) Hatchback

	1.6, 2.0, 2.2	12.2008>>	57	ATE	D4592	D41151C	D025107										
	2.3 MPS Turbo	06.2009>>	57	ATE	D4592	D42009C	D025423										
	1.6, 2.0, 2.2	12.2008>>		ATE	D7003												
	1.6, 2.0, 2.2	12.2008>>		ATE/BOSCH	D42341A <small>NEW</small>												
	1.6, 2.0, 2.2, 2.3	12.2008>>	38	ATE	D42222 <small>NEW</small>	D42223C <small>NEW</small>	D025251										
	1.6, 2.0, 2.2	12.2008>>		ATE	D7003												
	1.6, 2.0, 2.2	12.2008>>		ATE/BOSCH	D42344A <small>NEW</small>												

3 (BL) Saloon

	1.6, 2.0, 2.2	12.2008>>	57	ATE	D4592	D41151C	D025107										
	1.6, 2.0, 2.2	12.2008>>		ATE	D7003												
	1.6, 2.0, 2.2	12.2008>>		ATE/BOSCH	D42341A <small>NEW</small>												
	1.6, 2.0, 2.2	12.2008>>	38	ATE	D42222 <small>NEW</small>	D42223C <small>NEW</small>	D025251										
	1.6, 2.0, 2.2	12.2008>>		ATE	D7003												
	1.6, 2.0, 2.2	12.2008>>		ATE/BOSCH	D42344A <small>NEW</small>												

323 C IV (BG) Hatchback

	1.3, 1.6, 1.7, 1.8	09.1989>>07.1994	22,2	ATE	D1258												
	1.8 16V Turbo	01.1993>>07.1994	54		D4157												MAIN PARTS
	1.3, 1.6, 1.7, 1.8	09.1989>>07.1994	54		D41224												
	1.3, 1.6, 1.7, 1.8	09.1989>>07.1994	54	SUM	D4520	D41615C	D025252										
	1.8	09.1989>>07.1994	57	SUM	D4794	D41128C	D02596										
	1.3, 1.6, 1.7, 1.8	09.1989>>07.1994		SUM	D42476A <small>NEW</small>												
	1.3, 1.6, 1.7	09.1989>>07.1994	30	SUM	D4163												
	1.8	09.1989>>06.1993	30		D4163	D41120C	D02589										
	1.8 16V	11.1991>>12.1993	35	NBK	D4583												

- Front Caliper
 Front Caliper Guides
 Front Caliper BAK
 Front Drum BAK
 Front Wheel Cylinder
 Master Cylinder
 Rear Caliper
 Rear Caliper Guides
 Rear Caliper BAK
 Rear Drum BAK
 Rear Wheel Cylinder
 Clutch Master Cylinder
 Clutch Slave Cylinder



Ø(mm) VERSION



NOTES

MAZDA

1 2 3 4 5 6 7 8 9 10 11 12 13 14 15

	1.3, 1.6, 1.7, 1.8	09.1989>>07.1994		AKE	D3972A <small>NEW</small>										
	1.3, 1.6, 1.7, 1.8	09.1989>>07.1994	17,5	SUM	D3429										
323 C V (BA) Coupe															
	1.3, 1.5, 1.8	08.1994>>09.1998	54		D41224										
	1.3, 1.5, 1.8	08.1994>>09.1998	54	SUM	D4520	D41615C	D025252								
	1.3, 1.5, 1.8	08.1994>>09.1998		SUM	D7032C										
	1.3, 1.5, 1.8	08.1994>>09.1998		SUM	D42356A <small>NEW</small>										
	1.3, 1.5, 1.8	08.1994>>09.1998		SUM	D3972A <small>NEW</small>										
323 F IV (BG) Hatchback															
	1.6, 1.8	08.1989>>07.1994	22,2	SUM	D1258										
	1.6, 1.8	08.1989>>07.1994	54		D41224										
	1.6, 1.8	08.1989>>07.1994	54	SUM	D4520	D41615C	D025252								
	1.8 16V	08.1989>>07.1994	57	SUM	D4794	D41128C	D02596								
	1.8 16V	08.1989>>07.1994		SUM	D7091C										
	1.6, 1.8	08.1989>>07.1994		SUM	D42476A <small>NEW</small>										
	1.6, 1.8	08.1989>>07.1994	30	SUM	D4163	D41120C	D02589								
	1.6, 1.8	08.1989>>07.1994		NBK	D3972A <small>NEW</small>										
	1.6, 1.8	08.1989>>07.1994	17,5	SUM	D3429										
323 F V (BA) Hatchback															
	1.8 16V	08.1994>>09.1998	23,8		D1630										
	1.5, 1.8	07.1994>>09.1998	54		D41224										
	1.5, 1.8	07.1994>>09.1998	54	SUM	D4520	D41615C	D025252								
	2.0 24V	08.1994>>09.1998	57	SUM	D4432	D41129C	D02596								
	1.5, 1.8, 2.0	07.1994>>09.1998		SUM	D7032C										
	1.5, 1.8, 2.0	07.1994>>09.1998		SUM	D42356A <small>NEW</small>										
	1.5, 1.8, 2.0	07.1994>>09.1998	30	SUM	D4163	D41120C	D02589								
	1.5, 1.8, 2.0	07.1994>>09.1998		NBK	D3972A <small>NEW</small>										
323 F VI (BJ) Hatchback															
	1.5, 1.8, 2.0	09.1998>>05.2004	22,2	SUM	D1664										
	1.4, 1.5, 1.6	09.1998>>05.2004	54		D4641	D4976C	D02552								
	1.4, 1.6, 1.9, 2.0	09.1998>>05.2004	57	SUM	D4648	D41095C	D02573								
	2.0	09.1998>>05.2004	57	SHIN TEC	D4432	D41129C	D02596								
	1.6, 1.9, 2.0	09.1998>>05.2004		SUM	D7091C										
	1.4, 1.5	09.1998>>05.2004		SUM	D7107C										
	1.6, 1.9, 2.0	09.1998>>05.2004		SUM	D42564A <small>NEW</small>										
	1.4, 1.5, 1.6, 1.8, 1.9, 2.0	09.1998>>05.2004	30	AKE	D4163	D41120C	D02589								
	1.4, 1.6, 1.8, 1.9, 2.0	09.1998>>05.2004	35	NBK	D4527	D41194C	D025119								
	1.4, 1.5, 1.6, 1.8, 1.9, 2.0	09.1998>>05.2004		AKE	D7029C										
	1.9, 2.0	09.1998>>05.2004		AKE	D42350A <small>NEW</small>										
	1.4, 1.5	09.1998>>05.2004		AKE	D42545A <small>NEW</small>										
	1.4, 1.5, 1.8, 1.9, 2.0	09.1998>>05.2004	19	LUCAS	D1633										
	1.4, 1.5, 1.8, 1.9, 2.0	09.1998>>05.2004	19		D3430										

Front Caliper
 Front Caliper Guides
 Front Caliper BAK
 Front Drum BAK
 Front Wheel Cylinder
 Master Cylinder
 Rear Caliper
 Rear Caliper Guides
 Rear Caliper BAK
 Rear Drum BAK
 Rear Wheel Cylinder
 Clutch Master Cylinder
 Clutch Slave Cylinder



Ø(mm) VERSION



NOTES

MAZDA

1 2 3 4 5 6 7 8 9 10 11 12 13 14 15

323 I (FA) Estate

1.4, 1.5	05.1978>>05.1986	51	AKE	D4156	D42164C <small>NEW</small>	D025513 <small>NEW</small>									
1.3, 1.4, 1.5	05.1978>>05.1986	51	AKE	D4250											
1.3, 1.4, 1.5	05.1978>>05.1986	19		D3458											

323 I (FA) Hatchback

1.4	05.1978>>05.1980	22,2	LUCAS	D1108											
1.0, 1.3, 1.4	06.1977>>05.1980	51	AKE	D4156	D42164C <small>NEW</small>	D025513 <small>NEW</small>									
1.0, 1.3, 1.4	06.1977>>05.1980	51	AKE	D4250											
1.0, 1.3, 1.4	06.1977>>05.1980	19		D3458											

323 II (BD) Hatchback

1.1, 1.3, 1.5	11.1980>>10.1985	20,6		D1485											
1.1, 1.3, 1.5	11.1980>>10.1985	54	AKE	D4543											
1.1, 1.3, 1.5	11.1980>>10.1989	54	SUM	D4101	D41939C	D02555								MAIN PARTS	
1.3	11.1980>>10.1989	30	AKE	D4295	D41190C <small>NEW</small>	D025115 <small>NEW</small>									
1.1, 1.3, 1.5	11.1980>>10.1989	17,5		D3428											

323 II (BD) Saloon

1.1, 1.3, 1.5	11.1980>>09.1986	20,6		D1485											
1.1, 1.3, 1.5	11.1980>>10.1989	54	AKE	D4543											
1.1, 1.3, 1.5	11.1980>>10.1989	54	SUM	D4101	D41939C	D02555									
1.1, 1.3, 1.5	11.1980>>10.1989		SUM	D7082C											
1.1, 1.3, 1.5	11.1980>>10.1989	17,5		D3428											
1.5	05.1981>>12.1985	20,6		D3425											

323 III (BF) Hatchback

1.1, 1.3, 1.5, 1.6, 1.7	09.1985>>10.1989	22,2		D1420											
1.7 D	01.1987>>05.1989	23,8		D1361											
1.1, 1.3, 1.4, 1.5, 1.6, 1.7	09.1985>>10.1989	51		D4156											
1.1, 1.3, 1.4, 1.5, 1.6, 1.7	09.1985>>10.1989	51	SUM	D4450	D42428C <small>NEW</small>	D025587 <small>NEW</small>									
1.1, 1.3, 1.4, 1.5, 1.6, 1.7	09.1985>>10.1989		SUM	D7032C											
1.1, 1.3, 1.4, 1.5, 1.6, 1.7	09.1985>>11.1991	30		D4295											
1.6	08.1985>>08.1993	30	AKE	D4295	D41190C <small>NEW</small>	D025115 <small>NEW</small>									
1.1, 1.3, 1.4, 1.5, 1.6, 1.7	08.1985>>08.1993	19		D3430											

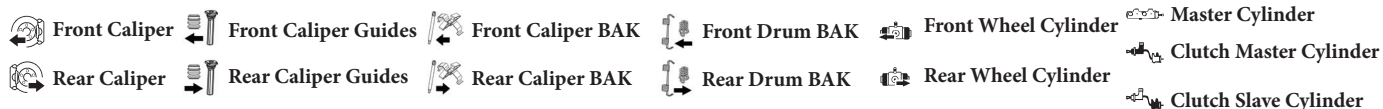
323 III (BF) Saloon

1.3, 1.6, 1.7	04.1987>>05.1989	22,2		D1599											
1.1, 1.3, 1.4, 1.5, 1.6, 1.7	08.1985>>08.1993	51		D4156											
1.1, 1.3, 1.4, 1.5, 1.6, 1.7	08.1985>>08.1993	51	SUM	D4450	D42428C <small>NEW</small>	D025587 <small>NEW</small>									
1.1, 1.3, 1.4, 1.5, 1.6, 1.7	08.1985>>08.1993		SUM	D7032C											
1.1, 1.3, 1.4, 1.5, 1.7	08.1985>>04.1990	30		D4295											
1.6 GT	10.1985>>11.1991	30	AKE	D4295	D41190C <small>NEW</small>	D025115 <small>NEW</small>									
1.1, 1.3, 1.4, 1.5, 1.6, 1.7	08.1985>>11.1991	19		D3430											

323 III (BW) Estate

1.3, 1.5	07.1986>>04.1990	22,2		D1599											
1.3, 1.5, 1.6, 1.7	07.1986>>10.1995	51	SUM	D4450	D42428C <small>NEW</small>	D025587 <small>NEW</small>									
1.6	09.1986>>10.1995	54	SUM	D41224											

MAZDA





Ø(mm) VERSION



NOTES

MAZDA

1 2 3 4 5 6 7 8 9 10 11 12 13 14 15

	1.3, 1.5	07.1986>>09.1991	54	SUM							D025252			
	1.3, 1.5, 1.6, 1.7	07.1986>>03.1993		SUM	D7032C									
	1.3, 1.5, 1.6, 1.7	07.1986>>03.1993	17,5		D3429									
	1.5, 1.6, 1.7	01.1986>>05.1989	15,9		D1424									
	1.3, 1.5, 1.6, 1.7	01.1986>>03.1993	19		D3430									
323 P V (BA) Hatchback														
	1.3, 1.5, 2.0	10.1996>>	54	SUM	D41224									
	1.3, 1.5, 2.0	10.1996>>	54	SUM	D4520	D41615C		D025252						
	1.3, 1.5, 2.0	10.1996>>		SUM	D7032C									
	2.0 D	10.1996>>		SUM	D42356A <small>NEW</small>									
	1.3, 1.5	10.1996>>		SUM	D42570A <small>NEW</small>									
323 S IV (BG) Saloon														
	1.3, 1.6, 1.7, 1.8	08.1989>>10.1994	22,2		D1258									
	1.3, 1.6, 1.7, 1.8	08.1989>>10.1994	54	SUM	D41224									
	1.3, 1.6, 1.7, 1.8	08.1989>>10.1994	54	SUM	D4520	D41615C		D025252						
	1.8 16V	08.1989>>07.1994	57	SUM	D4794	D41128C		D02596						
	1.3, 1.6, 1.7, 1.8	08.1989>>10.1994		SUM	D42476A <small>NEW</small>									
	1.3, 1.6, 1.7, 1.8	08.1989>>10.1994	30		D4163									
	1.8 16V	08.1989>>07.1994	30	NBK	D4163	D41120C		D02589						
	1.3, 1.6, 1.7, 1.8	08.1989>>07.1994		SUM	D3972A <small>NEW</small>									
	1.3, 1.6, 1.7, 1.8	08.1989>>07.1994	17,5		D3429									
323 S V (BA) Saloon														
	1.3, 1.5, 1.6, 1.8, 2.0	05.1994>>09.1998	54	SUM	D41224									
	1.3, 1.5, 1.6, 1.8, 2.0	05.1994>>09.1998	54	SUM	D4520	D41615C		D025252						
	1.3, 1.5, 1.6, 1.8, 2.0	05.1994>>09.1998		SUM	D7032C									
	1.3, 1.5, 1.6, 1.8, 2.0	08.1994>>09.1998		SUM	D42356A <small>NEW</small>									
	1.3, 1.5, 1.6, 1.8, 2.0	08.1994>>09.1998		SUM	D3972A <small>NEW</small>									
323 S VI (BJ) Saloon														
	1.5	05.1998>>05.2004	22,2		D1664									
	1.8, 2.0	05.1998>>05.2004	23,8		D1644								WITH ABS	
	1.6	09.1998>>02.2001	54	SUM	D41224									
	1.4, 1.5, 1.6	05.1998>>05.2004	54	SUM	D4641	D4976C		D02552						
	1.6	09.1998>>02.2001	54	SUM				D025252						
	1.6, 1.8, 1.9, 2.0	09.1998>>05.2004	57	SHIN TEC	D4648	D41095C		D02573						
	1.6, 1.9, 2.0	09.1998>>05.2004		SUM	D7091C									
	1.4, 1.5	09.1998>>05.2004		SUM	D7107C									
	1.6, 1.9, 2.0	09.1998>>05.2004		AKE	D42564A <small>NEW</small>									
	1.6, 1.8, 1.9, 2.0	09.1998>>05.2004	35	AKE	D4527	D41194C		D025119						
	1.4, 1.5, 1.6, 1.8, 1.9, 2.0	09.1998>>05.2004		AKE	D7029C									
	1.6, 1.9, 2.0	09.1998>>05.2004		AKE	D42350A <small>NEW</small>									
	1.4, 1.5	09.1998>>05.2004		LUCAS	D42545A <small>NEW</small>									
	1.4, 1.5, 1.8, 1.9, 2.0	05.1998>>05.2004	19		D1633									
	1.4, 1.5, 1.8, 1.9, 2.0	05.1998>>05.2004	19		D3430									

Front Caliper
 Front Caliper Guides
 Front Caliper BAK
 Front Drum BAK
 Front Wheel Cylinder
 Master Cylinder
 Clutch Master Cylinder
 Rear Caliper
 Rear Caliper Guides
 Rear Caliper BAK
 Rear Drum BAK
 Rear Wheel Cylinder
 Clutch Slave Cylinder



0(mm) VERSION



NOTES

MAZDA

1 2 3 4 5 6 7 8 9 10 11 12 13 14 15

5 (CR19) MPV

	1.8, 2.0	03.2005>>	57	ATE	D4592	D41151C	D025107
	1.8, 2.0	03.2005>>		ATE/BOSCH	D7003		
	1.8, 2.0	03.2005>>		ATE	D42341A ^{NEW}		
	1.8, 2.0	03.2005>>	38	ATE	D4612	D41614C	D025251
	1.8, 2.0	03.2005>>		ATE/BOSCH	D7003		
	1.8, 2.0	03.2005>>		ATE	D42344A ^{NEW}		

5 (CW) MPV

	1.6, 1.8, 2.0	09.2010>>	57	ATE	D4592	D41151C	D025107
	1.6, 1.8, 2.0	09.2010>>		ATE/BOSCH	D7003		
	1.6, 1.8, 2.0	09.2010>>		ATE	D42341A ^{NEW}		
	1.6, 1.8, 2.0	09.2010>>	38	ATE	D4612	D41614C	D025251
	1.6, 1.8, 2.0	09.2010>>		ATE/BOSCH	D7003		
	1.6, 1.8, 2.0	09.2010>>		ATE	D42344A ^{NEW}		

6 (GG) Hatchback

	1.8, 2.0, 2.7	08.2002>>08.2007	20,6	SEIKEN	D1760		
	2.5	08.2007>>	57	MAZDA	D41823	D42231C ^{NEW}	D025535 ^{NEW}
	1.8	08.2002>>08.2007	57	NBK	D4648	D42002C ^{NEW}	D025421 ^{NEW}
	2.0, 2.3	08.2002>>08.2007	57	NBK	D4648	D41748C	D025316
	2.3	08.2002>>08.2007		ATE/BOSCH	D7003		
	1.8, 2.0	08.2002>>08.2007		SUM	D7091C		
	2.3	08.2002>>08.2007		ATE	D42341A ^{NEW}		
	1.8, 2.0	08.2002>>08.2007		SUM	D42633A ^{NEW}		
	1.8, 2.0, 2.3, 2.5	08.2002>>08.2007	35	AKE	D4738	D42120C	D025267
	1.8, 2.0, 2.3, 2.5, 3.0	08.2002>>08.2007		AKE	D7104C		
	1.8, 2.0, 2.3	08.2002>>08.2007		AKE	D42350A ^{NEW}		
	1.8, 2.0, 2.3	08.2002>>08.2007	15,9	SEIKEN	D1836		

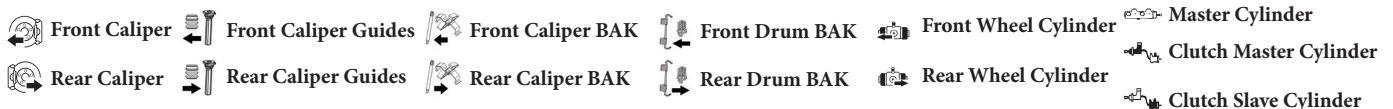
6 (GG) Saloon

	1.8, 2.0, 2.3	08.2002>>08.2007	20,6	SEIKEN	D1760		
	2.3	06.2002>>08.2007	57	ATE	D4592	D41151C	D025107
	1.8, 2.0, 2.3	08.2002>>08.2007	57	NBK	D4648	D41748C	D025316
	2.3	06.2002>>08.2007		ATE/BOSCH	D7003		
	1.8, 2.0, 2.3	08.2002>>08.2007		SUM	D7091C		
	2.3	06.2002>>08.2007		ATE	D42341A ^{NEW}		
	1.8, 2.0, 2.3	08.2002>>08.2007		SUM	D42633A ^{NEW}		
	2.3	03.2005>>07.2007	34	LUCAS/TOK	D4411	D41157C	D02578
	1.8, 2.0, 2.3	08.2002>>08.2007	35	AKE	D4738	D42120C	D025267
	1.8, 2.0, 2.3	08.2002>>08.2007		AKE	D7104C		
	1.8, 2.0, 2.3	08.2002>>08.2007		AKE	D42350A ^{NEW}		
	1.8, 2.0, 2.3	08.2002>>08.2007	15,9	SEIKEN	D1836		
	2.0, 2.3	03.2005>>08.2007	19		D3635		

6 (GH) Estate

	1.8, 2.0, 2.2, 2.5	02.2008>>	57	MAZDA	D41823	D42231C ^{NEW}	D025535 ^{NEW}
--	--------------------	-----------	----	-------	--------	------------------------	------------------------

MAZDA





Ø(mm) VERSION



NOTES

MAZDA

1 2 3 4 5 6 7 8 9 10 11 12 13 14 15

	1.8, 2.0, 2.2, 2.5	02.2008>>		AKE	D7053C										
	1.8, 2.0, 2.5	02.2008>>	34		D4411										
	1.8, 2.0, 2.2, 2.5	02.2008>>	35	AKE	D4738	D42120C	D025267								
	1.8, 2.0, 2.2, 2.5	02.2008>>		AKE	D7104C										
	1.8, 2.0, 2.2, 2.5	02.2008>>		AKE	D42350A <small>NEW</small>										
6 (GH) Hatchback															
	1.8, 2.0, 2.2, 2.5	08.2007>>	57	MAZDA	D41823	D42231C <small>NEW</small>	D025535 <small>NEW</small>								
	1.8, 2.0, 2.2, 2.5	08.2007>>		AKE	D7053C										
	1.8, 2.0, 2.5	08.2007>>	34		D4411										
	1.8, 2.0, 2.2, 2.5	08.2007>>	35	AKE	D4738	D42120C	D025267								
	1.8, 2.0, 2.2, 2.5	08.2007>>		AKE	D7104C										
	1.8, 2.0, 2.2, 2.5	08.2007>>		AKE	D42350A <small>NEW</small>										
6 (GH) Saloon															
	1.8, 2.0, 2.2, 2.5	08.2007>>	57	MAZDA	D41823	D42231C <small>NEW</small>	D025535 <small>NEW</small>								
	1.8, 2.0, 2.2, 2.5	08.2007>>		AKE	D7053C										
	1.8, 2.0, 2.5	08.2007>>	34	MAN/TOK/NIS	D41885	D41886C	D02578								
	1.8, 2.0, 2.2, 2.5	08.2007>>	35	AKE	D4738	D42120C	D025267								
	1.8, 2.0, 2.2, 2.5	08.2007>>		AKE	D7104C										
	1.8, 2.0, 2.2, 2.5	08.2007>>		AKE	D42350A <small>NEW</small>										
6 (GH, GJ) Estate															
	2.0, 2.2, 2.5	12.2012>>		ADVICS	D7180C <small>NEW</small>										
	2.0, 2.2, 2.5	12.2012>>		AKE	D7211C <small>NEW</small>										
6 (GH, GJ) Saloon															
	2.0, 2.2, 2.5	12.2012>>		ADVICS	D7180C <small>NEW</small>										
	2.0, 2.2, 2.5	12.2012>>		AKE	D7211C <small>NEW</small>										
6 (GY) Estate															
	1.8, 2.0, 2.3	08.2002>>08.2007	20,6	SEIKEN	D1760										
	2.3	08.2002>>08.2007	57	ATE	D4592	D41151C	D025107								
	1.8, 2.0, 2.3	08.2002>>08.2007	57	NBK	D4648	D41748C	D025316								
	2.3	08.2002>>08.2007		ATE/BOSCH	D7003										
	1.8, 2.0, 2.3	08.2002>>08.2007		SUM	D7091C										
	2.3	08.2002>>08.2007		ATE	D42341A <small>NEW</small>										
	1.8, 2.0, 2.3	08.2002>>08.2007		SUM	D42633A <small>NEW</small>										
	1.8, 2.0, 2.3	08.2002>>08.2007	35	AKE	D4738	D42120C	D025267								
	1.8, 2.0, 2.3	08.2002>>08.2007		AKE	D7104C										
	1.8, 2.0, 2.3	08.2002>>08.2007		AKE	D42350A <small>NEW</small>										
	1.8, 2.0, 2.3	08.2002>>08.2007	15,9	SEIKEN	D1836										
616 Saloon															
	1.6	06.1973>>02.1978	54	AKE	D4158										
626 I (CB) Saloon															
	1.6	05.1979>>05.1982	22,2		D1423										
	1.6	05.1979>>05.1982	22,2		D1476										RIGHT HAND DRIVE CAR

- Front Caliper
- Front Caliper Guides
- Front Caliper BAK
- Front Drum BAK
- Front Wheel Cylinder
- Master Cylinder
- Rear Caliper
- Rear Caliper Guides
- Rear Caliper BAK
- Rear Drum BAK
- Rear Wheel Cylinder
- Clutch Master Cylinder
- Clutch Slave Cylinder



Ø(mm) VERSION



NOTES

MAZDA

1 2 3 4 5 6 7 8 9 10 11 12 13 14 15

626 I (CB) Saloon (CONTINUATION)

1.6, 2.0	05.1979>>05.1982	54	AKE	D4543											
1.6, 2.0	05.1979>>05.1982	54	SUM	D4806	D41938C	D02555									
1.6, 2.0	05.1979>>05.1982			D7137C	NEW										
1.6, 2.0	05.1979>>05.1982		SUM	D7082C											
2.0	05.1979>>05.1982	34	LUCAS	D4803											
1.6	05.1979>>05.1982	17,5		D3496											
1.6, 2.0	05.1979>>05.1982	15,9		D1243											

626 II (GC) Coupe

2.0 i Turbo	01.1986>>10.1987	54	AKE	D4544											
2.0 i Turbo	01.1986>>10.1987	35	AKE	D4294											

626 II (GC) Hatchback

1.6, 2.0	03.1983>>09.1987	22,2		D1420											
1.6, 2.0	03.1983>>09.1987	54	AKE	D4544											
1.6, 2.0	03.1983>>09.1987		AKE	D7033C											
2.0	03.1984>>06.1987	35	AKE	D4294											
1.6, 2.0	03.1983>>09.1987	19		D3432											
2.0 D	03.1984>>06.1987	15,9		D1424											

626 II (GC) Saloon

1.6, 2.0	11.1982>>06.1987	22,2		D1420											
1.6, 2.0	11.1982>>06.1987	54		D4159											
2.0 i Turbo	01.1986>>10.1987	54	AKE	D4544											
1.6, 2.0	11.1982>>06.1987		AKE	D7033C											
2.0	01.1986>>09.1987	35	AKE	D4294											
2.0	03.1983>>09.1987	19		D3432											
2.0 D	01.1983>>06.1987	15,9		D1424											

626 III (GD) Coupe

1.6, 1.8, 2.0, 2.2	06.1987>>05.1992	22,2		D1599											
1.8, 2.0, 2.2	09.1987>>08.1991	54	AKE	D4213	D41836C	NEW	D025430	NEW							
1.8, 2.0, 2.2	09.1987>>08.1991	30	AKE	D4295	D41190C	NEW	D025115	NEW							
1.6, 1.8, 2.0, 2.2	06.1987>>05.1992		AKE	D7028C											
2.0, 2.2	09.1987>>08.1991		AKE	D42350A	NEW										
1.6, 1.8, 2.0, 2.2	06.1987>>05.1992	17,5		D3429											
1.6, 1.8, 2.0, 2.2	06.1987>>05.1992	19		D3430											

626 III (GD) Hatchback

1.6, 1.8, 2.0, 2.2	06.1987>>05.1992	22,2		D1599											
1.8, 2.0, 2.2	11.1987>>05.1992	54	AKE	D4213	D41836C	NEW	D025430	NEW							
1.6, 1.8, 2.0, 2.2	06.1987>>05.1992	30		D4295											
2.0, 2.2	08.1987>>05.1992	30	AKE	D4295	D41190C	NEW	D025115	NEW							
1.8, 2.0, 2.2	06.1987>>05.1992		AKE	D7028C											
2.0, 2.2	06.1987>>05.1992		AKE	D42350A	NEW										
1.6, 1.8, 2.0, 2.2	06.1987>>05.1992	17,5		D3429											
1.6, 1.8, 2.0, 2.2	06.1987>>05.1992	19		D3430											

MAZDA

- Front Caliper
 Front Caliper Guides
 Front Caliper BAK
 Front Drum BAK
 Front Wheel Cylinder
 Master Cylinder
 Rear Caliper
 Rear Caliper Guides
 Rear Caliper BAK
 Rear Drum BAK
 Rear Wheel Cylinder
 Clutch Master Cylinder
 Clutch Slave Cylinder



Ø(mm) VERSION



NOTES

MAZDA

1 2 3 4 5 6 7 8 9 10 11 12 13 14 15

626 III (GD) Saloon

1.6, 1.8, 2.0, 2.2	06.1987>>05.1992	22,2		D1599															
2.2 12V	01.1990>>05.1992	42	AKE	D4433	D41101C	D02575													
1.8, 2.0, 2.2	11.1987>>05.1992	54	AKE	D4213	D41836C <small>NEW</small>	D025430 <small>NEW</small>													
1.6, 1.8, 2.0, 2.2	06.1987>>05.1992	30	AKE	D4295	D41190C <small>NEW</small>	D025115 <small>NEW</small>													
2.2 12V	01.1990>>05.1992	42	KAS	D41831															
2.0, 2.2	06.1987>>05.1992		AKE	D7028C															
2.0, 2.2	06.1987>>05.1992		AKE	D42350A <small>NEW</small>															
1.6, 1.8, 2.0, 2.2	06.1987>>05.1992	17,5		D3429															
1.6, 1.8, 2.0, 2.2	06.1987>>05.1992	15,9		D1631															
1.6, 1.8, 2.0, 2.2	06.1987>>05.1992	19		D3430															

626 III (GV) Estate

1.8, 2.0, 2.2	01.1988>>09.1997	54	AKE	D4213	D41836C <small>NEW</small>	D025430 <small>NEW</small>													
1.8, 2.0, 2.2	01.1988>>09.1997	30	AKE	D4295	D41190C <small>NEW</small>	D025115 <small>NEW</small>													
2.2 12V	05.1991>>11.1992	42	AKE	D4433	D41101C	D02575													
2.2 12V	05.1991>>11.1992	42	KAS	D41831															
1.8, 2.0, 2.2	01.1988>>09.1997		AKE	D7028C															
1.8, 2.0, 2.2	01.1988>>09.1997		AKE	D42350A <small>NEW</small>															
1.8, 2.0, 2.2	01.1988>>09.1997	17,5		D3429															
1.8, 2.0, 2.2	01.1988>>09.1997	19		D3430															

626 IV (GE) Hatchback

2.0 i	04.1992>>04.1997	42	AKE	D4433	D41101C	D02575													
1.8, 2.0	08.1991>>04.1997	57	ATE	D4162															
1.8, 2.0, 2.5	08.1991>>04.1997	57	SHIN TEC	D4648	D41095C	D02573													
1.8, 2.0, 2.5	08.1991>>04.1997		SUM	D7091C															
1.8, 2.0, 2.5	08.1991>>04.1997		AKE	D42564A <small>NEW</small>															
1.8, 2.0, 2.5	08.1991>>04.1997	30		D4163															
1.8, 2.0, 2.5	08.1991>>04.1997		SUM	D7079C															
1.8, 2.0, 2.5	08.1991>>04.1997	19		D3430															

626 IV (GE) Saloon

1.8, 2.0, 2.5	01.1992>>04.1997	57	SHIN TEC	D4648	D41095C	D02573													
1.8, 2.0	01.1992>>04.1997		SUM	D7091C															
1.8, 2.0	01.1992>>04.1997		AKE	D42564A <small>NEW</small>															
1.8, 2.0	01.1992>>04.1997	30		D4163															
2.0 i	04.1992>>04.1997	30	NBK			D02589													
1.8, 2.0, 2.5	01.1992>>04.1997		SUM	D7079C															
1.8, 2.0	01.1992>>04.1997	19		D3430															

626 V (GF) Hatchback

2.0 TD	10.2000>>10.2002	22,2		D1798															
1.8, 2.0	05.1997>>10.2002	23,8		D1630															
1.8, 2.0	05.1997>>10.2002	57	SHIN TEC	D4648	D41095C	D02573													
1.8, 2.0	05.1997>>10.2002		SUM	D7091C															
1.8, 2.0	05.1997>>10.2002		AKE	D42564A <small>NEW</small>															

- Front Caliper
 Front Caliper Guides
 Front Caliper BAK
 Front Drum BAK
 Front Wheel Cylinder
 Master Cylinder
 Rear Caliper
 Rear Caliper Guides
 Rear Caliper BAK
 Rear Drum BAK
 Rear Wheel Cylinder
 Clutch Master Cylinder
 Clutch Slave Cylinder



Ø(mm) VERSION



NOTES

MAZDA

1 2 3 4 5 6 7 8 9 10 11 12 13 14 15

626 V (GF) Hatchback (CONTINUATION)

	1.8, 2.0	05.1997>>10.2002	35	AKE	D4527	D41194C	D025119							
	1.8, 2.0	05.1997>>12.1999		AKE	D7028C									
	1.8, 2.0	05.1997>>12.1999		AKE	D42350A <small>NEW</small>									
	1.8, 2.0	05.1997>>12.1999	20,6		D3597									
	2.0	04.1998>>10.2002	19		D1633									

626 V (GF) Saloon

	2.0 TD	10.2000>>10.2002	22,2		D1798									
	1.8, 2.0	05.1997>>10.2002	23,8		D1630									
	1.6, 1.8, 2.0	07.1997>>07.1999	57	SHIN TEC	D4648	D41095C	D02573							
	1.8, 2.0	05.1997>>10.2002		SUM	D7091C									
	1.8, 2.0	05.1997>>10.2002		AKE	D42564A <small>NEW</small>									
	1.8, 2.0	05.1997>>10.2002	35	AKE	D4527	D41194C	D025119							
	1.8, 2.0	05.1997>>10.2002		AKE	D7028C									
	1.8, 2.0	05.1997>>10.2002		AKE	D42350A <small>NEW</small>									
	1.6, 1.8, 2.0	05.1997>>10.2002	20,6		D3597									
	2.0	04.1998>>10.2002	19		D1633									

626 V (GW) Estate

	2.0 TD	10.2000>>10.2002	22,2		D1798									
	1.8, 2.0	05.1997>>10.2002	57	SHIN TEC	D4648	D41095C	D02573							
	1.8, 2.0	05.1997>>10.2002		SUM	D7091C									
	2.0	04.1998>>10.2002			D42574A <small>NEW</small>									
	1.8, 2.0	02.1998>>10.2002		AKE	D42564A <small>NEW</small>									
	1.8, 2.0	02.1998>>10.2002	35	AKE	D4527	D41194C	D025119							
	1.8, 2.0	02.1998>>10.2002		AKE	D7028C									
	1.8, 2.0	02.1998>>10.2002		AKE	D42350A <small>NEW</small>									
	1.8, 2.0	02.1998>>10.2002	20,6		D3597									
	1.8, 2.0	02.1998>>01.2000	19		D1633									

929 I (LA) Saloon

	2.0	05.1979>>07.1986	22,2		D1423									
	2.0	05.1979>>07.1986	22,2		D1476									RIGHT HAND DRIVE CAR
	2.0	05.1979>>07.1986	54	AKE	D4158									
	2.0	05.1979>>07.1986	54	AKE	D4289	D41136C	D02598							
	2.0	05.1979>>07.1986	17,5		D3569									
	2.0	05.1979>>07.1986	15,9		D1243									

929 II (HB) Coupe

	2.0	05.1982>>07.1987	22,2		D1423									
	2.0	05.1982>>07.1987	54	AKE	D4455									
	2.0	05.1982>>07.1987	54				D02598							
	2.0	03.1984>>07.1987	35	AKE	D4294									
	2.0	05.1982>>07.1987	22,2		D3459									
	2.0	05.1982>>07.1987	19		D3430									

MAZDA





Ø(mm) VERSION



NOTES

MAZDA

1 2 3 4 5 6 7 8 9 10 11 12 13 14 15

929 II (HB) Saloon

2.0	05.1982>>07.1987	22,2		D1423										
2.0	05.1982>>07.1987	54	AKE	D4455										
2.0	05.1982>>07.1987	54							D02598					
2.0	05.1982>>07.1987	35	AKE	D4294										
2.0	05.1982>>07.1987	22,2		D3459										
2.0	05.1982>>07.1987	19		D3430										

929 II (HV) Estate

2.0	01.1983>>12.1987	22,2		D1420										
2.0	01.1983>>12.1987	54							D02598					
2.0	01.1983>>12.1987	22,2		D3459										
2.0	01.1983>>12.1987	19		D3430										

929 III (HC) Saloon

2.0, 2.2	06.1987>>06.1991	22,2		D1634										
2.0, 2.2, 3.0	06.1987>>06.1991	54	SUM	D4101									MAIN PARTS	
2.0, 2.2, 3.0	06.1987>>06.1991	54	SUM	D4693	D42216C	NEW	D025277							
3.0	06.1987>>06.1991		LUCAS	D7007C									GUIDE LENGTH 59 MM	
2.0, 2.2, 3.0	06.1987>>06.1991	38	AKE	D4434	NEW	D42641C	NEW	D025699	NEW					
3.0 i	01.1990>>06.1991	38	BOSCH	D4723	D4986C		D02554							
2.0, 2.2	06.1987>>12.1988	15,9		D1424										
2.0, 2.2, 3.0	06.1987>>06.1991	19		D3430										

929 IV (HD) Saloon

3.0 i	07.1991>>03.1996	42	AKE	D4433										
3.0 i	07.1991>>03.1996	41							D02575					
3.0 i	07.1991>>03.1996	42	KAS	D41831										

929 V (HE) Saloon

3.0	04.1996>>11.1997	42	AKE	D4433										
-----	------------------	----	-----	-------	--	--	--	--	--	--	--	--	--	--

B-SERIE (PE) Pickup

1.6, 1.8, 2.2	02.1977>>01.1982	19		D1460									RIGHT HAND DRIVE CAR	
1.6, 1.8, 2.2	02.1977>>01.1982	20,6		D3255										
1.6, 1.8, 2.2	02.1977>>01.1982	15,9		D1243										

B-SERIE (UD) Pickup

2.0, 2.2	02.1982>>12.1984	20,6		D1485										
1.6, 1.8, 2.2	10.1981>>08.1985	54		D4153										
1.8, 2.0, 2.2	10.1981>>08.1985	54	AKE	D4691	D41131C		D02598							
1.8, 2.0, 2.2	10.1981>>08.1985	40/48	LUCAS	D4265	D41130C		D02597						D02535	

B-SERIE (UF) Pickup

1.6, 1.8, 2.0, 2.2, 2.5, 2.6	01.1985>>06.1999	22,2		D1420										
2.5, 2.6	02.1996>>06.1999	43	AKE	D4427	D41370C		D025128							
1.6, 2.0, 2.2, 2.5, 2.6	01.1985>>06.1999	54	AKE	D4288	D41133C		D02598							
2.5 D	02.1996>>06.1999	60	AKE	D4285	D41600C		D025239							

- Front Caliper
 Front Caliper Guides
 Front Caliper BAK
 Front Drum BAK
 Front Wheel Cylinder
 Master Cylinder
 Rear Caliper
 Rear Caliper Guides
 Rear Caliper BAK
 Rear Drum BAK
 Rear Wheel Cylinder
 Clutch Master Cylinder
 Clutch Slave Cylinder



Ø(mm) VERSION



NOTES

MAZDA

1 2 3 4 5 6 7 8 9 10 11 12 13 14 15

B-SERIE (UF) Pickup (CONTINUATION)

2.5 D	02.1996>>06.1999	60	PBR	D4910										
1.6, 2.0, 2.2, 2.5, 2.6	01.1985>>06.1999	15,9		D1424										

B-SERIE (UF) Platform/Chassis

2.2 D	01.1988>>03.1996	54	AKE	D4288	D41133C	D02598								
-------	------------------	----	-----	-------	---------	--------	--	--	--	--	--	--	--	--

B-SERIE (UN) Pickup

2.5 D	12.2002>>	43	TOK	D4442	D42197C <small>NEW</small>	D025279								
2.2, 2.5, 2.6	02.1999>>	46		D41014										
2.2, 2.5, 2.6	02.1999>>	46		D4950										
2.5	06.1999>>	60		D4734										

BT-50 (CD, UN) Pickup

2.5, 3.0	12.2006>>	43	TOK	D4442	D42197C <small>NEW</small>	D025279								
2.5, 3.0	12.2006>>	60	PBR	D4910										

BT-50 (CD, UN) Platform/Chassis

2.5 CDVi	12.2006>>	43	NIS	D41839	D41840C	D025279								
----------	-----------	----	-----	--------	---------	---------	--	--	--	--	--	--	--	--

CX-5 (GH, KE) Closed Off-Road Vehicle

2.0, 2.2	11.2011>>	60	AKE	D4913	D41597C	D025239								
2.0, 2.2	11.2011>>	38	MAZDA	D42372 <small>NEW</small>	D42373C <small>NEW</small>	D025120								

CX-7 (ER) Closed Off-Road Vehicle

2.3 MZR DISI Turbo	10.2007>>	43				D025279								
2.3 MZR DISI Turbo	10.2007>>	45		D4978										
2.3, 2.5	11.2006>>	45	SUM	D4684	D41798C	D025304								
2.2, 2.3, 2.5	11.2006>>	43	MAZDA	D4979	D42198C <small>NEW</small>	D025279								
2.3	01.2012>>	43	NIS	D41839	D41840C	D025279								
2.3 MZR DISI Turbo	10.2007>>		AKE	D7110C <small>NEW</small>										
2.2, 2.3	09.2009>>		TOK	D7215C <small>NEW</small>										

CX-9 (TB) Closed Off-Road Vehicle

3.7	01.2007>>	43	MAZDA	D4979	D42198C <small>NEW</small>	D025279								
-----	-----------	----	-------	-------	----------------------------	---------	--	--	--	--	--	--	--	--

DEMIO (DW) Estate

1.3, 1.5	08.1998>>	22,2		D1258										WITHOUT ABS
1.3, 1.5	08.1998>>	51	KAS	D42332 <small>NEW</small>	D42333C <small>NEW</small>	D025587 <small>NEW</small>								
1.3, 1.5	08.1998>>	51	LUCAS	D4309										
1.3, 1.5	08.1998>>	54	BOSCH	D4617	D41082C	D02565								
1.3, 1.5	08.1998>>	54	KAS	D4758	D41711C	D025277								
1.3, 1.5	08.1998>>		KAS	D7204C <small>NEW</small>										
1.3, 1.5	08.1998>>		SUM/MOBIS	D7056C										
1.3, 1.5	08.1998>>		SUM	D42476A <small>NEW</small>										
1.3, 1.5	08.1998>>	15,9		D3301										WITHOUT ABS
1.3, 1.5	08.1998>>	16		D3871 <small>NEW</small>										WITHOUT ABS

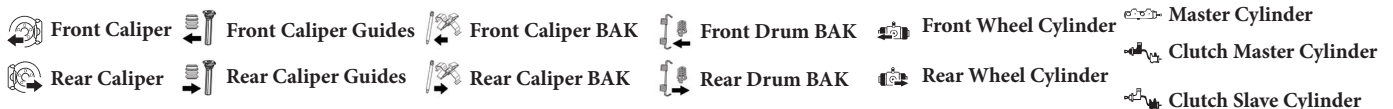
E-SERIE (SD1) Platform/Chassis

2.0, 2.2	01.1991>>07.1999	60	SUM	D4436	D41770C	D025325								
----------	------------------	----	-----	-------	---------	---------	--	--	--	--	--	--	--	--

E-SERIE (SD1, SL) Platform/Chassis

2.2 E2200 D	09.1999>>07.2004	43	LOCK	D41345	D41671C	D025264								
-------------	------------------	----	------	--------	---------	---------	--	--	--	--	--	--	--	--

MAZDA





Ø(mm) VERSION



NOTES

MAZDA

1 2 3 4 5 6 7 8 9 10 11 12 13 14 15

2.0 E2000	09.1999>>09.2004	60	SUM	D4436	D41770C	D025325	
E-SERIE (SG, SK) Box							
2.0 E2000	04.2004>>07.2006	43	LOCK	D41345	D41671C	D025264	
2.0 E2000	04.2004>>07.2006	60	SUM	D4436	D41770C	D025325	
E-SERIE (SR1) Bus							
2.0, 2.2	11.1984>>09.1989	22,2		D1457			RIGHT HAND DRIVE CAR
2.0, 2.2	11.1984>>09.1989	25,4		D1468			
2.0, 2.2	11.1984>>09.1989	60	SUM	D4103			
2.0, 2.2	11.1984>>09.1989	28,6		D3497			
2.0, 2.2	11.1984>>09.1989	19		D3590			
2.0, 2.2	11.1984>>09.1989	19		D3430			
E-SERIE (SR2) Box							
2.0, 2.2	05.1985>>05.2003	22,2		D1457			RIGHT HAND DRIVE CAR
2.0, 2.2	05.1985>>05.2003	25,4		D1468	D41671C	D025264	
2.2 E2200 D	02.1997>>08.2002	43	LOCK	D41345			
2.0, 2.2	05.1985>>05.2003	60	SUM	D4103	D41770C	D025325	
2.0, 2.2	01.1984>>05.2003	60	SUM	D4436			
2.0, 2.2	05.1985>>05.2003	28,6		D3497			
2.0, 2.2	05.1985>>05.2003	19		D3590			
2.0, 2.2	05.1985>>05.2003	15,9		D1424			
2.0, 2.2	05.1985>>05.2003	19		D3430			
E-SERIE Box							
1.6 E1600	08.1980>>06.1984	20,6		D1635			
1.6 E1600	08.1980>>06.1984	28,6		D3497			
1.6 E1600	08.1980>>06.1984	17,5		D3591			
1.6 E1600	08.1980>>06.1984	19		D3430			
E-SERIE Bus							
2.2 E2200 D	03.1991>>05.2003	43	LOCK	D41345	D41671C	D025264	
2.2 E2200 D	03.1991>>05.2003	60	SUM	D4436	D41770C	D025325	
MPV I (LV) MPV							
3.0	11.1989>>09.1999	15,9		D1424			
MPV II (LW) MPV							
2.0, 2.3, 2.5, 3.0	09.1999>>02.2006		SUM	D7150C <small>NEW</small>			
2.0	09.1999>>07.2002	15,9		D1424			
MX-3 (EC) Coupe							
1.6 i	07.1991>>	22,2		D1258			
1.8 i V6	01.1996>>10.1997	54		D4157			
1.6, 1.8	07.1991>>	54	SUM	D41224			
1.6, 1.8	07.1991>>	54	SUM	D4520	D41615C	D025252	
1.6, 1.8	07.1991>>		SUM	D7032C			
1.6, 1.8	07.1991>>		SUM	D42356A <small>NEW</small>			

- Front Caliper
 Front Caliper Guides
 Front Caliper BAK
 Front Drum BAK
 Front Wheel Cylinder
 Master Cylinder
 Clutch Master Cylinder
 Rear Caliper
 Rear Caliper Guides
 Rear Caliper BAK
 Rear Drum BAK
 Rear Wheel Cylinder
 Clutch Slave Cylinder



Ø(mm) VERSION



NOTES

MAZDA

1 2 3 4 5 6 7 8 9 10 11 12 13 14 15

MX-3 (EC) Coupe (CONTINUATION)

	1.6, 1.8	07.1991>>	30	AKE	D4497	D42318C <small>NEW</small>	D025577 <small>NEW</small>
	1.6, 1.8	07.1991>>	36	BREMBO	D4291	D4961C	D02545
	1.6, 1.8	07.1991>>		SUM	D3972A <small>NEW</small>		

MX-5 I (NA) Convertible

	1.6	05.1990>>01.1994	22,2		D1258		
	1.6, 1.8	05.1990>>04.1998	51	SUM	D4574	D41688C	D025265
	1.6, 1.8	01.1995>>04.1998		ATE	D7207C <small>NEW</small>		
	1.6, 1.8	01.1995>>04.1998		SUM	D42586A <small>NEW</small>		
	1.6	05.1990>>04.1998	32	NBK	D4502	D42511C <small>NEW</small>	D025652 <small>NEW</small>
	1.6	05.1990>>01.1994		SUM	D7079C		

MX-5 II (NB) Convertible

	1.6 16V	05.1998>>10.2005	22,2		D1258		
	1.6, 1.8	05.1998>>10.2005	51		D4108		
	1.6, 1.8	05.1998>>10.2005	51	SUM	D4574	D41688C	D025265
	1.6, 1.8	05.1998>>10.2005	54	SUM	D4641	D4976C	D02552
	1.6, 1.8	05.1998>>10.2005		ATE	D7207C <small>NEW</small>		
	1.6, 1.8	05.1998>>10.2005		SUM	D42586A <small>NEW</small>		
	1.6, 1.8	05.1998>>10.2005	32	NBK	D4502	D42511C <small>NEW</small>	D025652 <small>NEW</small>
	1.6, 1.8	05.1998>>10.2005	35	NBK	D4832	D42173C <small>NEW</small>	D025522 <small>NEW</small>
	1.6, 1.8	05.1998>>10.2005		SUM	D7079C		

MX-5 III (NC) Convertible

	1.8, 2.0	03.2005>>	54	SUM	D4641	D4976C	D02552
	1.8, 2.0	03.2005>>		SUM	D42586A <small>NEW</small>		
	1.8, 2.0	03.2005>>	38	NIH	D4752	D41167C <small>NEW</small>	D025121 <small>NEW</small>
	1.8, 2.0	03.2005>>		NIS	D7233C <small>NEW</small>		

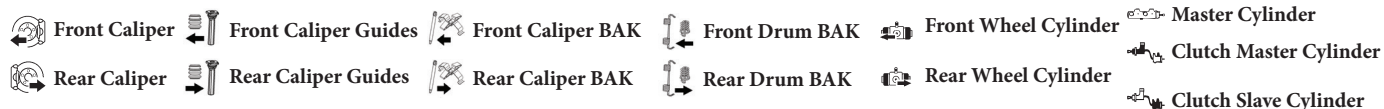
MX-6 (GE) Coupe

	2.5	02.1992>>02.1997	23,8		D1630		
	2.0, 2.5	02.1992>>02.1997	57	SHIN TEC	D4648	D41095C	D02573
	2.0, 2.5	02.1992>>02.1997		SUM	D7091C		
	2.0, 2.5	02.1992>>02.1997		AKE	D42564A <small>NEW</small>		
	2.0, 2.5	02.1992>>02.1997	30	NBK	D4163	D41120C	D02589
	2.0, 2.5	02.1992>>02.1997		SUM	D7079C		
	2.0, 2.5	02.1992>>02.1997	15,9		D1424		

PREMACY (CP) MPV

	2.0	02.2005>>03.2005	57	ATE	D4592	D41151C	D025107
	1.9, 2.0	07.1999>>03.2005	57	SHIN TEC	D4648	D41095C	D02573
	1.9, 2.0	07.1999>>03.2005		SUM	D7091C		
	1.9, 2.0	07.1999>>03.2005		AKE	D42564A <small>NEW</small>		
	1.9, 2.0	07.1999>>03.2005	35	AKE	D4527	D41194C	D025119
	1.9, 2.0	07.1999>>03.2005		AKE	D7029C		
	1.9, 2.0	07.1999>>03.2005		AKE	D42350A <small>NEW</small>		

MAZDA





Ø(mm) VERSION



NOTES

MAZDA

1 2 3 4 5 6 7 8 9 10 11 12 13 14 15

RX 5 Hatchback

	1.1 Wankel	06.1975>>12.1981	51	AKE	D4156	D42164C <small>NEW</small>	D025513 <small>NEW</small>
	1.1 Wankel	06.1975>>12.1981	35	AKE	D4582		

RX 7 I (SA) Coupe

	1.1 Wankel	05.1979>>03.1986	51	AKE	D4156	D42164C <small>NEW</small>	D025513 <small>NEW</small>
	1.1 Wankel	05.1979>>03.1986	35	AKE	D4663		
	1.1 Wankel	05.1979>>03.1986	15,9		D1424		

RX 7 II (FC) Coupe

	1.3	11.1985>>12.1991	36	SUM	D4651	D42161C <small>NEW</small>	D025510 <small>NEW</small>
	1.3 Turbo	03.1989>>12.1991	48	LUCAS	D4042	D41063C	D02535
	1.3	11.1985>>12.1991	36		D41020		
	1.3	11.1985>>12.1991	15,9		D1424		

RX 7 III (FD) Coupe

	1.3 Wankel Twin Turbo	07.1992>>08.2002	36	SUM	D4651	D42161C <small>NEW</small>	D025510 <small>NEW</small>
	1.3 Wankel Twin Turbo	07.1992>>08.2002	35	AKE	D4652	D41195C	D025119
	1.3 Wankel Twin Turbo	07.1992>>08.2002	15,9		D1424		

RX 8 (SE17) Coupe

	2.6 Wankel	10.2003>>06.2012	22,2	TOK	D1759		
	2.6 Wankel	10.2003>>06.2012	54	SUM	D4760	D41853C	D02551
	2.6 Wankel	10.2003>>06.2012		SUM	D42586A <small>NEW</small>		
	2.6 Wankel	10.2003>>06.2012	43		D4757		
	2.6 Wankel	10.2003>>06.2012	43	TOK	D4679	D41199C <small>NEW</small>	D025124 <small>NEW</small>
	2.6 Wankel	10.2003>>06.2012		LUCAS	D42545A <small>NEW</small>		
	2.6 Wankel	10.2003>>06.2012	19		D3635		

TRIBUTE (EP) Closed

	2.0, 3.0	03.2000>>05.2008	61		D4942		
	2.0, 3.0	12.2003>>05.2008	66	ATE	D41830	D42563C <small>NEW</small>	D025679 <small>NEW</small>
	2.0, 3.0	03.2000>>05.2008		ATE/BOSCH	D7003		
	2.0, 2.3, 3.0	03.2000>>05.2008		ATE	D42338A <small>NEW</small>		
	2.3, 3.0	12.2003>>05.2008	40	ATE	D4393	D42269C <small>NEW</small>	D025549 <small>NEW</small>

XEDOS 6 (CA) Saloon

	1.6, 2.0	08.1992>>10.1999	57	SHIN TEC	D4648	D41095C	D02573
	1.6, 2.0	08.1992>>10.1999		SUM	D7091C		
	1.6, 2.0	08.1992>>10.1999		AKE	D42564A <small>NEW</small>		
	1.6, 2.0	08.1992>>10.1999	30	NBK	D4163	D41120C	D02589
	1.6, 2.0	08.1992>>10.1999		SUM	D7079C		
	1.6, 2.0	08.1992>>10.1999	15,9		D1424		

XEDOS 9 (TA) Saloon

	2.0, 2.3, 2.5	08.1993>>09.2002	43	AKE	D4427	D41370C	D025128
	2.0, 2.3, 2.5	08.1993>>01.2000	35	AKE	D4435	D42523C <small>NEW</small>	D025664 <small>NEW</small>

Front Caliper
 Front Caliper Guides
 Front Caliper BAK
 Front Drum BAK
 Front Wheel Cylinder
 Master Cylinder
 Rear Caliper
 Rear Caliper Guides
 Rear Caliper BAK
 Rear Drum BAK
 Rear Wheel Cylinder
 Clutch Master Cylinder
 Clutch Slave Cylinder

